

Sample Order / Cheat Sheet
H Builder Series 1/2

QUOTE ORDER

NAME: _____

PO# _____

ADDRESS: _____

DELIVERY: _____

OFFICE PHONE: _____

ADDRESS: _____

FAX PHONE: _____

JOB PHONE: _____



ORDER DATE: _____

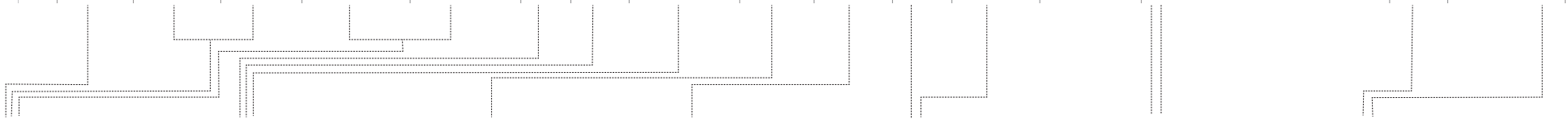
CONTACT: _____

JOB NAME: _____

HARDWARE WORK ORDER

ph. +001.208.788.2013 fax +001.208.788.2577

LINE NO.	FUNCTION	HANDLE		ESCUTCHEON		METAL	PATINA	HANDING OR LENGTH	BACKSET	DOOR THICKNESS	C-C	LOCK TRIM	DESCRIPTION	LOCATION #	QTY.	PRICE QUOTED
		EXTERIOR	INTERIOR	EXTERIOR	INTERIOR											
1	SL	KB50	KB50	SLB50	SLB50	B	D	R	—	35	—	—		1	1	\$ 333
2	BL	LB50	LB50	BLB75	BLB75	B	R	L	—	45	57	—		2	1	\$ 535
3	OC	KB60	KB60	OCB45	OCB45	W	L	L	—	70	57	—		3	1	\$ 470
4	DU	LB50	LB50	SLB85	SLB85	W	M	R	—	N	—	—		4	1	\$ 290



FUNCTION
 SL = Latch Trim
 BL = Bathroom Lock
 BK = Bit-Key
 EU = Euro Profile
 OC = Oval Cylinder
 DU = Dummy

HANDLE
 For a list of Levers and Knobs available for Builder Series Sets, see next page.
 For specifications, refer to Page H1.

ESCUTCHEONS
 For a list of Escutcheons available for Builder Series Sets, see next page.
 For configurations, specifications, and pricing, refer to content of this section.

METAL
 B = Silicon Bronze
 W = White Bronze

PATINA
 L = Light
 M = Medium
 D = Dark
 R = Rust
 BB = Brushed
 BDL = Dark Lustre

HANDING
 See Hinged Door Handing diagram, next page.
 L = Left Hand
 R = Right Hand
 LR = Left Hand Reverse
 RR = Right Hand Reverse

BACKSET
 60 = 60mm SL
 64 = 64mm ML
 70 = 70mm SL,ML

DOOR THICKNESS
 35 = 35mm
 38 = 38mm
 45 = 45mm
 48 = 48mm
 51 = 51mm
 57 = 57mm
 64 = 64mm
 67 = 67mm
 70 = 70mm
 76 = 76mm
 82 = 82mm
 89 = 89mm
 102 = 102mm
 N = No

LOCK TRIM
 Center-to-Center

DESCRIPTION
 Not Applicable

LOCATION #
 Room Number or Door Number, etc.

QTY
 Number of each desired

PRICE
 \$ List price each

Sample Order / Cheat Sheet
 H Builder Series 2/2

HANDLES

Levers

- LB30 = Small Reed Lever
- LB50 = Small Beaver Tail Lever
- LB60 = Small Olympus Lever

Knobs

- KB40 = Small Squash Knob
- KB50 = Small Potato Knob
- KB60 = Small Luna Knob

ESCUTCHEONS

Rectangular

- SLB50 = 64mm x 95mm
- SLB55 = 64mm x 165mm
- BLB55 = 64mm x 165mm
- BKB55 = 64mm x 165mm
- EUB55 = 64mm x 165mm
- OCB55 = 64mm x 165mm

Stepped

- SLB40 = 64mm x 95mm
- SLB45 = 64mm x 165mm
- BLB45 = 64mm x 165mm
- BKB45 = 64mm x 165mm
- EUB45 = 64mm x 165mm
- OCB45 = 64mm x 165mm

Arched

- SLB70 = 64mm x 95mm
- SLB75 = 64mm x 165mm
- BLB75 = 64mm x 165mm
- BKB75 = 64mm x 165mm
- EUB75 = 64mm x 165mm
- OCB75 = 64mm x 165mm

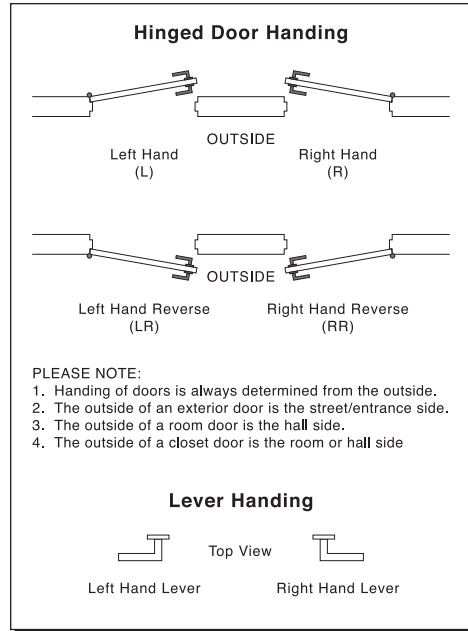
Curved

- SLB80 = 64mm x 95mm
- SLB85 = 64mm x 165mm
- BLB85 = 64mm x 165mm
- BKB85 = 64mm x 165mm
- EUB85 = 64mm x 165mm
- OCB85 = 64mm x 165mm

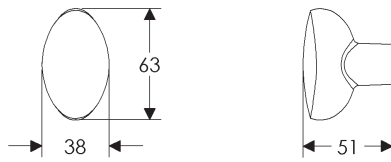
Metro

- SLB20 = 64mm x 95mm
- SLB25 = 64mm x 165mm
- BLB25 = 64mm x 165mm
- BKB25 = 64mm x 165mm
- EUB25 = 64mm x 165mm
- OCB25 = 64mm x 165mm

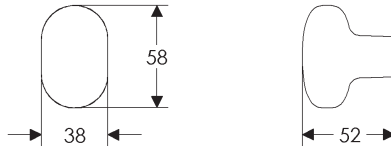
HANDING



Knobs and Levers available for Builder Series combinations




KB40 Small Squash Knob



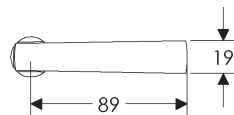
KB50 Small Potato Knob




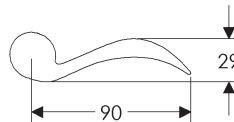
KB60 Small Luna Knob



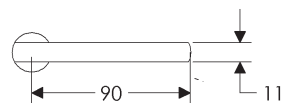
LB30 Small Reed Lever

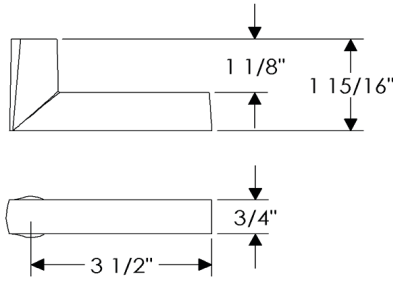



LB50 Small Beaver Tail Lever

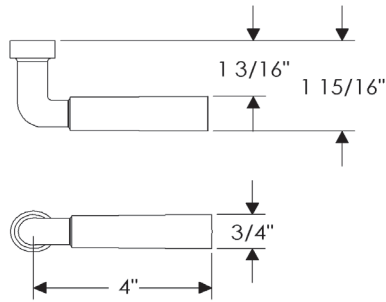



LB60 Small Olympus Lever



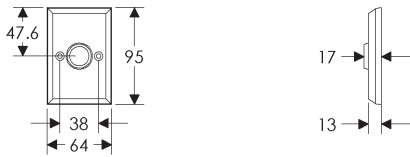


LB61 Small Rail Lever



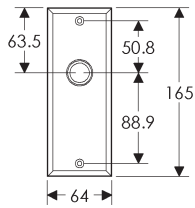
LB70 Small Coupler Lever

64mm x 95mm RECTANGULAR ESCUTCHEON

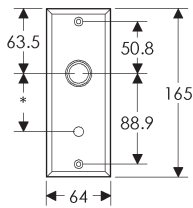


SLB50

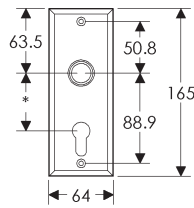
64mm x 165mm RECTANGULAR ESCUTCHEON



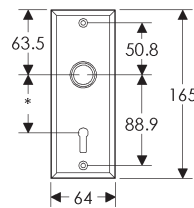
SLB55



BLB55

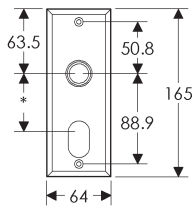


EUB55

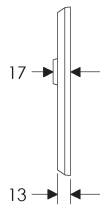


BKB55

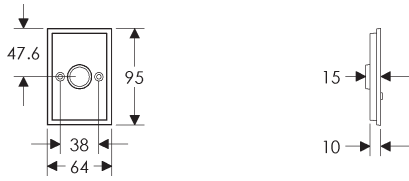
* This center-to-center dimension will need to be verified before set can be ordered.



OCB55

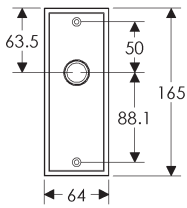


64mm x 95mm STEPPED ESCUTCHEON

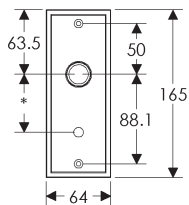


SLB40

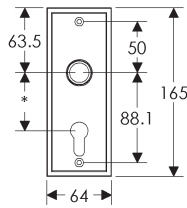
64mm x 165mm STEPPED ESCUTCHEON



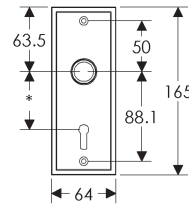
SLB45



BLB45

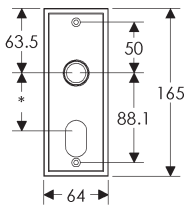


EUB45

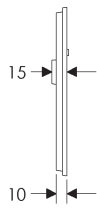


BKB45

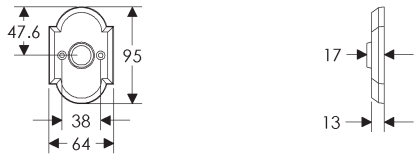
* This center-to-center dimension will need to be verified before set can be ordered.



OCB45

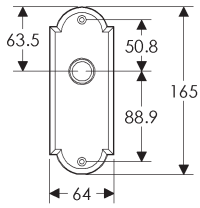


64mm x 95mm ARCHED ESCUTCHEON

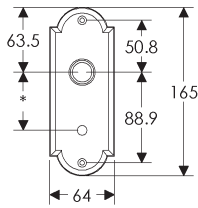


SLB70

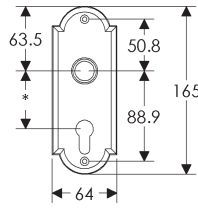
64mm x 165mm ARCHED ESCUTCHEON



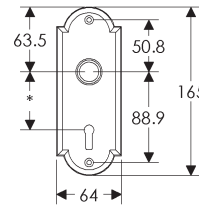
SLB75



BLB75

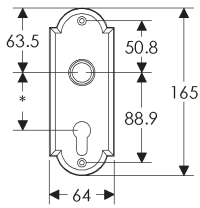


EUB75

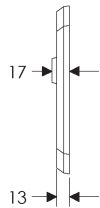


BKB75

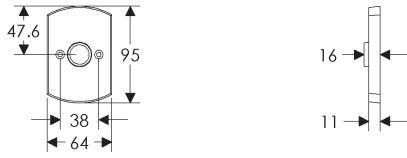
* This center-to-center dimension will need to be verified before set can be ordered.



OCB75

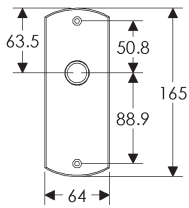


64mm x 95mm CURVED ESCUTCHEON

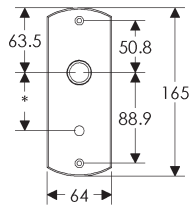


SLB80

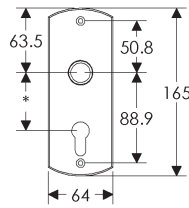
64mm x 165mm CURVED ESCUTCHEON



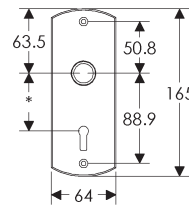
SLB85



BLB85

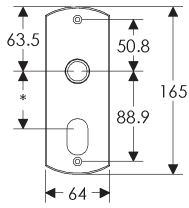


EUB85

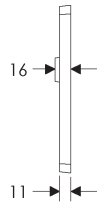


BKB85

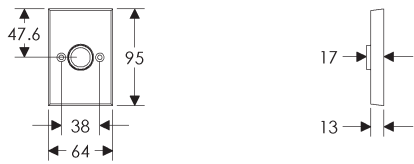
* This center-to-center dimension will need to be verified before set can be ordered.



OCB85

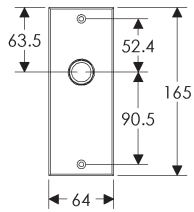


64mm x 95mm METRO ESCUTCHEON

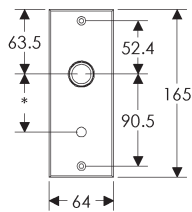


SLB20

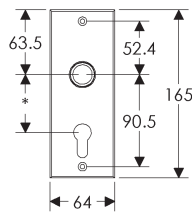
64mm x 165mm METRO ESCUTCHEON



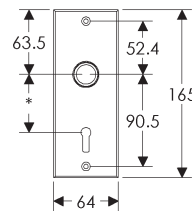
SLB25



BLB25

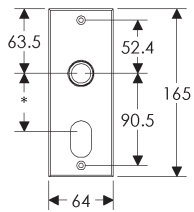


EUB25

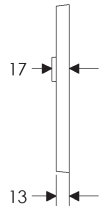


BKB25

* This center-to-center dimension will need to be verified before set can be ordered.



OCB25



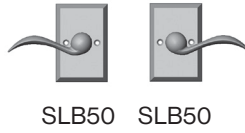
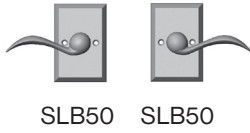
- Price includes your choice of Builder Series Knob or Lever (KB40, KB50, KB60, LB30, LB50, or LB60).
- Price includes 8mm spindle.
- Combinations are shown with LB50 Small Beaver Tail Lever for illustration purposes only. Refer to page H1 for desired handle.
- Specify metal, patina, handing, and door thickness.

ACTIVE

DUMMY

ESCUTCHEON OPTIONS

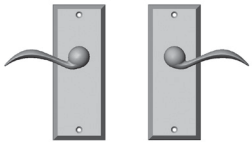
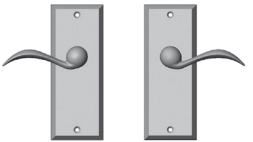

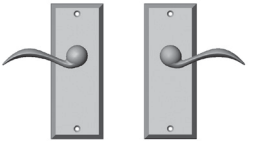

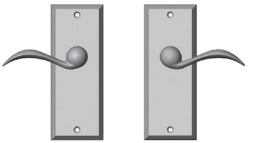

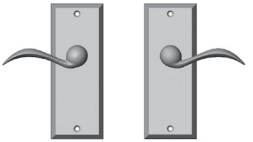
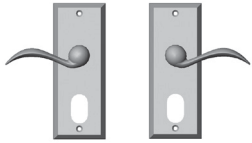
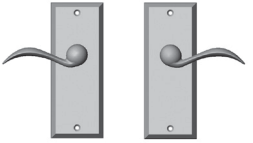
A





A 64mm x 95mm Rectangular Escutcheon

SLB50 / SLB50 Latch Trim.....	\$333
SLB50 Single Dummy.....	\$129
SLB50 / SLB50 Full Dummy.....	\$258
Refer to spec page H2	











- Price includes your choice of Builder Series Knob or Lever (KB40, KB50, KB60, LB30, LB50, or LB60).
- Price includes 8mm spindle.
- Bathroom Lock turn piece prepped for 5mm. Insert not supplied.
- Turn piece (TP600) supplied with Euro Profile trim. Supply post dimensions for turn piece prep.
- Combinations are shown with LB50 Small Beaver Tail Lever for illustration purposes only. Refer to page H1 for desired handle.
- Specify metal, patina, handing, and door thickness.

	ACTIVE	DUMMY	ESCUTCHEON OPTIONS
A	 SLB55 SLB55	 SLB55 SLB55	A 64mm x 165mm Rectangular Escutcheon SLB55 / SLB55 Latch Trim.....\$365 SLB55 Single Dummy.....\$145 SLB55 / SLB55 Full Dummy.....\$290 Maximum C-C: 57mm Refer to spec page H2
B	 BLB55 BLB55	 SLB55 SLB55	B 64mm x 165mm Rectangular Escutcheon BLB55 / BLB55 Bathroom Lock.....\$535 SLB55 Single Dummy.....\$145 SLB55 / SLB55 Full Dummy.....\$290 Maximum C-C: 57mm Refer to spec page H2
C	 BKB55 BKB55	 SLB55 SLB55	C 64mm x 165mm Rectangular Escutcheon BKB55 / BKB55 Bit-Key.....\$470 SLB55 Single Dummy.....\$145 SLB55 / SLB55 Full Dummy.....\$290 Maximum C-C: 57mm Refer to spec page H2
D	 EUB55 EUB55	 SLB55 SLB55	D 64mm x 165mm Rectangular Escutcheon EUB55 / EUB55 Euro Profile.....\$470 SLB55 Single Dummy.....\$145 SLB55 / SLB55 Full Dummy.....\$290 Maximum C-C: 57mm Refer to spec page H2
E	 OCB55 OCB55	 SLB55 SLB55	E 64mm x 165mm Rectangular Escutcheon OCB55 / OCB55 Oval Cylinder.....\$470 SLB55 Single Dummy.....\$145 SLB55 / SLB55 Full Dummy.....\$290 Maximum C-C: 57mm Refer to spec page H2



- Price includes your choice of Builder Series Knob or Lever (KB40, KB50, KB60, LB30, LB50, or LB60).
- Price includes 8mm spindle.
- Combinations are shown with LB60 Small Olympus Lever for illustration purposes only. Refer to page H1 for desired handle.
- Specify metal, patina, handing, and door thickness.

	ACTIVE	DUMMY	ESCUTCHEON OPTIONS
A	 <p>SLB40 SLB40</p>	 <p>SLB40 SLB40</p>	<p>A 64mm x 95mm Stepped Escutcheon</p> <p>SLB40 / SLB40 Latch Trim.....\$333</p> <p>SLB40 Single Dummy.....\$129</p> <p>SLB40 / SLB40 Full Dummy.....\$258</p> <p>Refer to spec page H3</p>

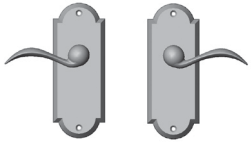
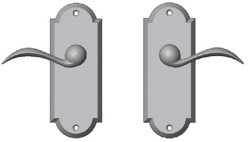

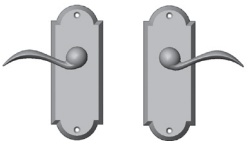

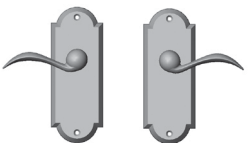

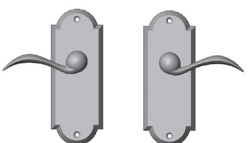

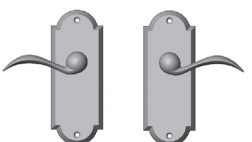
- Price includes your choice of Builder Series Knob or Lever (KB40, KB50, KB60, LB30, LB50, or LB60).
- Price includes 8mm spindle.
- Bathroom Lock turn piece prepped for 5mm. Insert not supplied.
- Turn piece (TP700) supplied with Euro Profile trim. Supply post dimensions for turn piece prep.
- Combinations are shown with LB60 Small Olympus Lever for illustration purposes only. Refer to page H1 for desired handle.
- Specify metal, patina, handing, and door thickness.

	ACTIVE	DUMMY	ESCUTCHEON OPTIONS
A	 <p>SLB45 SLB45</p>	 <p>SLB45 SLB45</p>	<p>A 64mm x 165mm Stepped Escutcheon</p> <p>SLB45 / SLB45 Latch Trim.....\$365</p> <p>SLB45 Single Dummy.....\$145</p> <p>SLB45 / SLB45 Full Dummy\$290</p> <p>Maximum C-C: 57mm</p> <p>Refer to spec page H3</p>
B	 <p>BLB45 BLB45</p>	 <p>SLB45 SLB45</p>	<p>B 64mm x 165mm Stepped Escutcheon</p> <p>BLB45 / BLB45 Bathroom Lock.....\$535</p> <p>SLB45 Single Dummy.....\$145</p> <p>SLB45 / SLB45 Full Dummy\$290</p> <p>Maximum C-C: 57mm</p> <p>Refer to spec page H3</p>
C	 <p>BKB45 BKB45</p>	 <p>SLB45 SLB45</p>	<p>C 64mm x 165mm Stepped Escutcheon</p> <p>BKB45 / BKB45 Bit-Key.....\$470</p> <p>SLB45 Single Dummy.....\$145</p> <p>SLB45 / SLB45 Full Dummy\$290</p> <p>Maximum C-C: 57mm</p> <p>Refer to spec page H3</p>
D	 <p>EUB45 EUB45</p>	 <p>SLB45 SLB45</p>	<p>D 64mm x 165mm Stepped Escutcheon</p> <p>EUB45 / EUB45 Euro Profile.....\$470</p> <p>SLB45 Single Dummy.....\$145</p> <p>SLB45 / SLB45 Full Dummy\$290</p> <p>Maximum C-C: 57mm</p> <p>Refer to spec page H3</p>
E	 <p>OCB45 OCB45</p>	 <p>SLB45 SLB45</p>	<p>E 64mm x 165mm Stepped Escutcheon</p> <p>OCB45 / OCB45 Oval Cylinder\$470</p> <p>SLB45 Single Dummy.....\$145</p> <p>SLB45 / SLB45 Full Dummy\$290</p> <p>Maximum C-C: 57mm</p> <p>Refer to spec page H3</p>



- Price includes your choice of Builder Series Knob or Lever (KB40, KB50, KB60, LB30, LB50, or LB60).
- Price includes 8mm spindle.
- Combinations are shown with LB50 Small Beaver Tail Lever for illustration purposes only. Refer to page H1 for desired handle.
- Specify metal, patina, handing, and door thickness.

ACTIVE	DUMMY	ESCUTCHEON OPTIONS
<p>A</p>  <p>SLB70 SLB70</p>	 <p>SLB70 SLB70</p>	<p>A 64mm x 95mm Arched Escutcheon</p> <p>SLB70 / SLB70 Latch Trim\$333</p> <p>SLB70 Single Dummy\$129</p> <p>SLB70 / SLB70 Full Dummy\$258</p> <p>Refer to spec page H4</p>

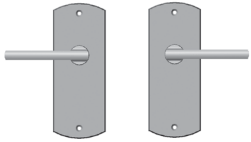
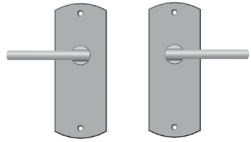







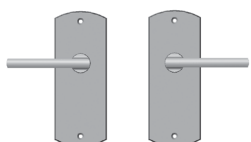
- Price includes your choice of Builder Series Knob or Lever (KB40, KB50, KB60, LB30, LB50, or LB60).
- Price includes 8mm spindle.
- Bathroom Lock turn piece prepped for 5mm. Insert not supplied.
- Turn piece (TP600) supplied with Euro Profile trim. Supply post dimensions for turn piece prep.
- Combinations are shown with LB50 Small Beaver Tail Lever for illustration purposes only. Refer to page H1 for desired handle.
- Specify metal, patina, handing, and door thickness.

	ACTIVE	DUMMY	ESCUTCHEON OPTIONS
A	 SLB75 SLB75	 SLB75 SLB75	A 64mm x 165mm Arched Escutcheon SLB75 / SLB75 Latch Trim\$365 SLB75 Single Dummy\$145 SLB75 / SLB75 Full Dummy.....\$290 Maximum C-C: 57mm Refer to spec page H4
B	 BLB75 BLB75	 SLB75 SLB75	B 64mm x 165mm Arched Escutcheon BLB75 / BLB75 Bathroom Lock\$535 SLB75 Single Dummy\$145 SLB75 / SLB75 Full Dummy.....\$290 Maximum C-C: 57mm Refer to spec page H4
C	 BKB75 BKB75	 SLB75 SLB75	C 64mm x 165mm Arched Escutcheon BKB75 / BKB75 Bit-Key\$470 SLB75 Single Dummy\$145 SLB75 / SLB75 Full Dummy.....\$290 Maximum C-C: 57mm Refer to spec page H4
D	 EUB75 EUB75	 SLB75 SLB75	D 64mm x 165mm Arched Escutcheon EUB75 / EUB75 Euro Profile.....\$470 SLB75 Single Dummy\$145 SLB75 / SLB75 Full Dummy.....\$290 Maximum C-C: 57mm Refer to spec page H4
E	 OCB75 OCB75	 SLB75 SLB75	E 64mm x 165mm Arched Escutcheon OCB75 / OCB75 Oval Cylinder.....\$470 SLB75 Single Dummy\$145 SLB75 / SLB75 Full Dummy.....\$290 Maximum C-C: 57mm Refer to spec page H4

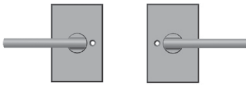
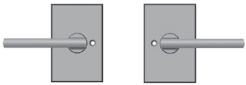
- Price includes your choice of Builder Series Knob or Lever (KB40, KB50, KB60, LB30, LB50, or LB60).
- Price includes 8mm spindle.
- Combinations are shown with LB60 Small Olympus Lever for illustration purposes only. Refer to page H1 for desired handle.
- Specify metal, patina, handing, and door thickness.

	ACTIVE	DUMMY	ESCUTCHEON OPTIONS
A	 SLB80 SLB80	 SLB80 SLB80	A 64mm x 95mm Curved Escutcheon SLB80 / SLB80 Latch Trim\$333 SLB80 Single Dummy\$129 SLB80 / SLB80 Full Dummy.....\$258 Refer to spec page H5

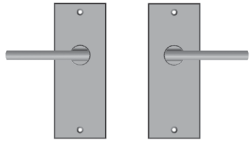
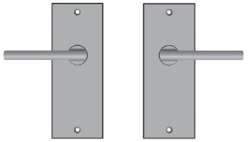
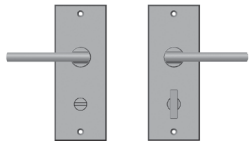
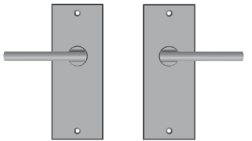
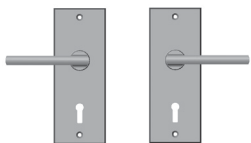
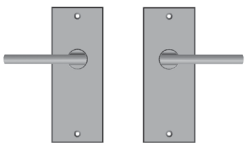
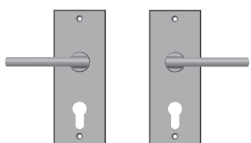
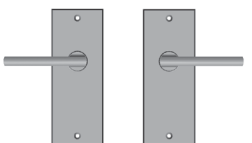
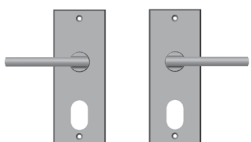
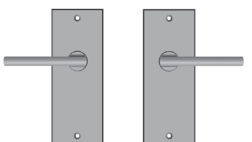
- Price includes your choice of Builder Series Knob or Lever (KB40, KB50, KB60, LB30, LB50, or LB60).
- Price includes 8mm spindle.
- Bathroom Lock turn piece prepped for 5mm. Insert not supplied.
- Turn piece (TP700) supplied with Euro Profile trim. Supply post dimensions for turn piece prep.
- Combinations are shown with LB60 Small Olympus Lever for illustration purposes only. Refer to page H1 for desired handle.
- Specify metal, patina, handing, and door thickness.

	ACTIVE	DUMMY	ESCUTCHEON OPTIONS
A	 SLB85 SLB85	 SLB85 SLB85	A 64mm x 165mm Curved Escutcheon SLB85 / SLB85 Latch Trim.....\$365 SLB85 Single Dummy.....\$145 SLB85 / SLB85 Full Dummy\$290 Maximum C-C: 57mm Refer to spec page H5
B	 BLB85 BLB85	 SLB85 SLB85	B 64mm x 165mm Curved Escutcheon BLB85 / BLB85 Bathroom Lock.....\$535 SLB85 Single Dummy.....\$145 SLB85 / SLB85 Full Dummy\$290 Maximum C-C: 57mm Refer to spec page H5
C	 BKB85 BKB85	 SLB85 SLB85	C 64mm x 165mm Curved Escutcheon BKB85 / BKB85 Bit-Key.....\$470 SLB85 Single Dummy.....\$145 SLB85 / SLB85 Full Dummy\$290 Maximum C-C: 57mm Refer to spec page H5
D	 EUB85 EUB85	 SLB85 SLB85	D 64mm x 165mm Curved Escutcheon EUB85 / EUB85 Euro Profile.....\$470 SLB85 Single Dummy.....\$145 SLB85 / SLB85 Full Dummy\$290 Maximum C-C: 57mm Refer to spec page H5
E	 OCB85 OCB85	 SLB85 SLB85	E 64mm x 165mm Curved Escutcheon OCB85 / OCB85 Oval Cylinder\$470 SLB85 Single Dummy.....\$145 SLB85 / SLB85 Full Dummy\$290 Maximum C-C: 57mm Refer to spec page H5

- Price includes your choice of Builder Series Knob or Lever (KB40, KB50, KB60, LB30, LB50, or LB60).
- Price includes 8mm spindle.
- Combinations are shown with LB60 Small Olympus Lever for illustration purposes only. Refer to page H1 for desired handle.
- Specify metal, patina, handing, and door thickness.

	ACTIVE	DUMMY	ESCUTCHEON OPTIONS
A	 <p>SLB20 SLB20</p>	 <p>SLB20 SLB20</p>	<p>A 64mm x 95mm Metro Escutcheon</p> <p>SLB20 / SLB20 Latch Trim.....\$333</p> <p>SLB20 Single Dummy.....\$129</p> <p>SLB20 / SLB20 Full Dummy.....\$258</p> <p>Refer to spec page H6</p>

- Price includes your choice of Builder Series Knob or Lever (KB40, KB50, KB60, LB30, LB50, or LB60).
- Price includes 8mm spindle.
- Bathroom Lock turn piece prepped for 5mm. Insert not supplied.
- Turn piece (TP200) supplied with Euro Profile trim. Supply post dimensions for turn piece prep.
- Combinations are shown with LB60 Small Olympus Lever for illustration purposes only. Refer to page H1 for desired handle.
- Specify metal, patina, handing, and door thickness.

	ACTIVE	DUMMY	ESCUTCHEON OPTIONS
A	 SLB25 SLB25	 SLB25 SLB25	A 64mm x 165mm Metro Escutcheon SLB25 / SLB25 Latch Trim\$365 SLB25 Single Dummy\$145 SLB25 / SLB25 Full Dummy\$290 Maximum C-C: 57mm Refer to spec page H6
B	 BLB25 BLB25	 SLB25 SLB25	B 64mm x 165mm Metro Escutcheon BLB25 / BLB25 Bathroom Lock\$535 SLB25 Single Dummy\$145 SLB25 / SLB25 Full Dummy\$290 Maximum C-C: 57mm Refer to spec page H6
C	 BKB25 BKB25	 SLB25 SLB25	C 64mm x 165mm Metro Escutcheon BKB25 / BKB25 Bit-Key\$470 SLB25 Single Dummy\$145 SLB25 / SLB25 Full Dummy\$290 Maximum C-C: 57mm Refer to spec page H6
D	 EUB25 EUB25	 SLB25 SLB25	D 64mm x 165mm Metro Escutcheon EUB25 / EUB25 Euro Profile\$470 SLB25 Single Dummy\$145 SLB25 / SLB25 Full Dummy\$290 Maximum C-C: 57mm Refer to spec page H6
E	 OCB25 OCB25	 SLB25 SLB25	E 64mm x 165mm Metro Escutcheon OCB25 / OCB25 Oval Cylinder\$470 SLB25 Single Dummy\$145 SLB25 / SLB25 Full Dummy\$290 Maximum C-C: 57mm Refer to spec page H6