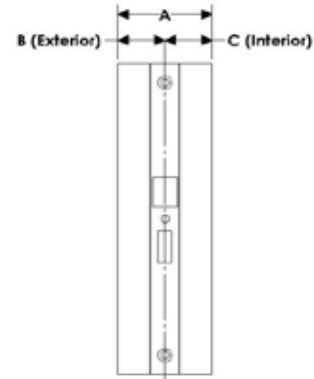


Multi Point Door Information

1. Manufacture _____ (Jeldwen, Marvin, etc.)
2. Function _____ (Dummy, Patio or Entry)
3. Handing _____ (From Exterior: L,R,LR,RR)
4. French Door - Inactive Panel, Active or Fixed Levers _____
5. Lever High or Low _____
6. American Cylinder or Profile Cylinder _____ (see Detail A)

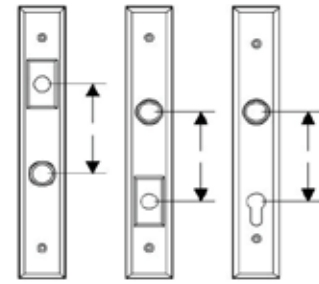


(Detail A)



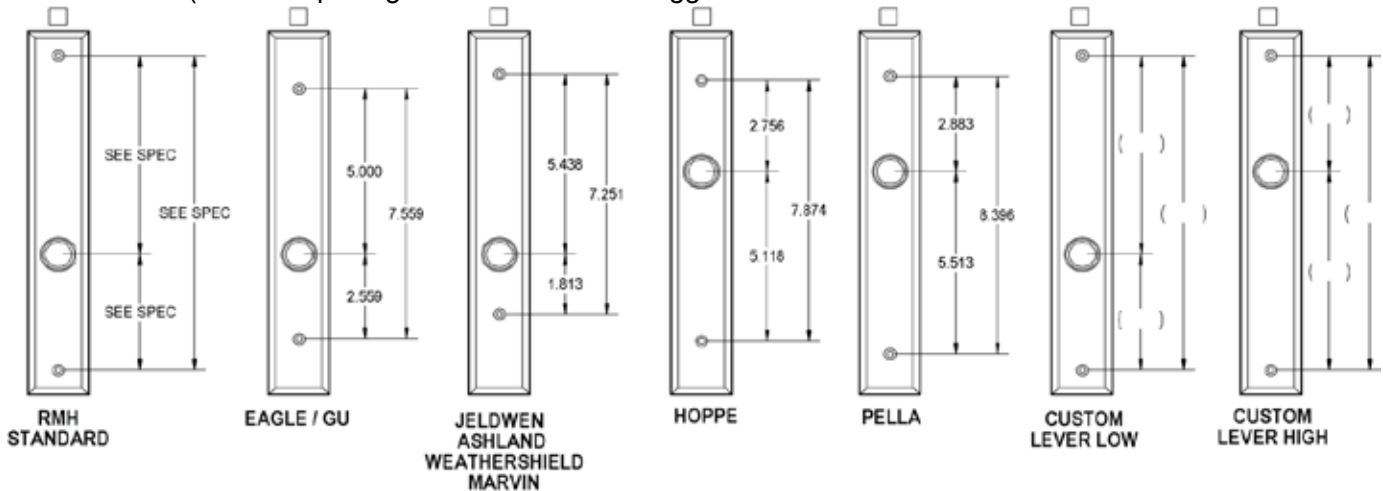
(Detail B)

7. Stile Width _____ (Inches)
8. Back Set _____ (Inches)
9. Door thickness A: _____ (see Detail B)
10. Lock Offset B: _____ C: _____ (see Detail B)
11. Hardware projection limitations _____ (i.e. for screen door)
12. Center to Center _____ (see Detail C)
13. Mounting hole location:
 - a. Match existing mounting holes?: YES (If yes, select option. See #14)
 - NO (If no, standard RMH spacing will be provided)
14. Screw Spacing check box below or supply custom screw spacing (see Detail D)



(Detail C)

(Custom spacing not available with Briggs and Mack)



(Detail D)

Additional Notes:

Purchase Order _____ **Custom trim is non-returnable.**

By signing below, you are confirming the above information is correct and giving Rocky Mountain Hardware approval to match information provided. This sheet will be the approval for the custom hardware you've requested. I have read, understand, approve and take full responsibility by signing below.

Approval Signature _____ Date: _____

