

DESIGNER COLLECTION - TEXTURES, LEATHER, AND FLUTE

THUMBLATCH SET COMBINATIONS

		INTERIOR ESCUTCHEON SIZE					
		3" x 8"		3" x 10"		GRIP TO GRIP	
		ACTIVE	DUMMY	ACTIVE	DUMMY	ACTIVE	DUMMY
EXTERIOR ESCUTCHEON SIZE	3 1/2" x 18"						
	3 1/2" x 24"						
	3 1/2" x 33 7/8"						





























- Thumbblatch Entry escutcheons may be combined with various grip styles and sizes. See price book or website for options.
 - Interior escutcheons may be combined with any lever, knob, or ring. See price book or website for options.
 - See price book or website for your choice of texture or leather.
 - All Thumbblatch Entry sets are available with mortise locks.
- Δ These Entry sets are available with tubular deadbolt/spring latch.

PUSH/PULL SET COMBINATIONS

		FUNCTION					
		PUSH/PUSH	PULL/PUSH DEAD BOLT	PULL/PUSH DUMMY	PULL/PULL DEAD BOLT	PULL/PULL DBL CYL DEAD BOLT	PULL/PULL DUMMY
ESCUTCHEON SIZE	3 1/2" x 18"						
	3 1/2" x 24"						
	3 1/2" x 33 7/8"						

- Push/Pull escutcheons are available in dummy or single cylinder and double cylinder dead bolt functions and may be combined with the grips. See price book or website for options.
- See price book or website for your choice of texture or leather.

LEVER/KNOB, ENTRY, PRIVACY, PATIO, PASSAGE, & DUMMY SET COMBINATIONS

		FUNCTION						
		PASSAGE	PRIVACY SPRING LATCH	PRIVACY MORTISE BOLT	PATIO	ENTRY	FULL DUMMY	SINGLE DUMMY
ESCUTCHEON SIZE	ROUND 3 1/2"	 E101/E101	 E101/E101	 E101/E101 IP205	 E101/E101 IP205	 E101/E101 DB205	 E101/E101	 E101
	SQUARE 3"	 E103/E103	 E103/E103	 E103/E103 IP203	 E103/E103 IP203	 E103/E103 DB203	 E103/E103	 E103
	3" x 8"	 E110/E110 **	 E110/E110	 E113/E112 **	 E110/E112 †	 E110/E110 DB202 *	 E110/E110	 E110
	3" x 10"	 E115/E115 **	 E115/E115	 E117/E116 **	 E115/E116 †	 E118/E116 †	 E115/E115	 E115

- These escutcheons may be combined with any lever, knob, or ring. See price book or website for options.
- See price book or website for your choice of texture or leather.
PLEASE NOTE: E101 and E103 escutcheons are recommended for use with levers or rings only and not for use on doors with 2 1/8" face bore.
- * Sectional trim not available in mortise lock function.
- ** Privacy and Passage Sets with larger escutcheons also available in mortise lock function.
- † Large escutcheon sets shown are available in either a dead bolt or mortise lock function.