

**BORDEAUX COLLECTION**

**THUMBLATCH ENTRY SET COMBINATIONS**

| EXTERIOR ESCUTCHEON SIZE | INTERIOR ESCUTCHEON SIZE |               |               |               |
|--------------------------|--------------------------|---------------|---------------|---------------|
|                          | 2 1/2" x 16 7/16"        |               | GRIP TO GRIP  |               |
| 3" x 28 13/16"           | ACTIVE                   | DUMMY         | ACTIVE        | DUMMY         |
|                          |                          |               |               |               |
|                          | G30833/E30811            | G30831/E30810 | G30833/G30832 | G30831/G30831 |

- Thumbblatch Entry escutcheons may be combined with various grip styles and sizes. See price book or website for options.
  - Interior escutcheons may be combined with any lever, knob, or ring. See price book or website for options.
  - All Thumbblatch Entry sets are available with mortise locks.
- Δ These Entry sets are available with tubular deadbolt/spring latch.

**PUSH/PULL SET COMBINATIONS**

| ESCUTCHEON SIZE | FUNCTION      |                     |                 |                     |                             |                 |
|-----------------|---------------|---------------------|-----------------|---------------------|-----------------------------|-----------------|
|                 | PUSH/PUSH     | PULL/PUSH DEAD BOLT | PULL/PUSH DUMMY | PULL/PULL DEAD BOLT | PULL/PULL DBL CYL DEAD BOLT | PULL/PULL DUMMY |
| 3" x 28 13/16"  |               |                     |                 |                     |                             |                 |
|                 | G30831/G30831 | G30833/G30832       | G30831/G30831   | G30833/G30832       | G30833/G30833               | G30831/G30831   |


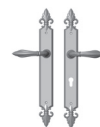
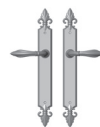




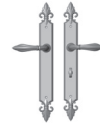
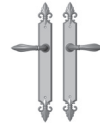
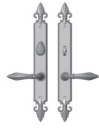


- Push/Pull escutcheons are available in dummy or single cylinder and double cylinder dead bolt functions and may be combined with the grips. See price book or website for options.

**LEVER/KNOB, ENTRY, PRIVACY, PATIO, PASSAGE, & DUMMY SET COMBINATIONS**

| ESCUTCHEON SIZE   | FUNCTION      |                      |                      |                 |                 |               |              |
|-------------------|---------------|----------------------|----------------------|-----------------|-----------------|---------------|--------------|
|                   | PASSAGE       | PRIVACY SPRING LATCH | PRIVACY MORTISE BOLT | PATIO           | ENTRY           | FULL DUMMY    | SINGLE DUMMY |
| 2 1/2" ROUND      |               |                      | *                    | *               | *               |               |              |
|                   | E30802/E30802 | E30802/E30802        | * IP30890            | * IP30890       | * DB30890       | E30802/E30802 | E30802       |
| 3 1/4" ROUND      |               |                      | *                    | *               | *               |               |              |
|                   | E30803/E30803 | E30803/E30803        | * IP30890            | * IP30890       | * DB30890       | E30803/E30803 | E30803       |
| 2 1/2" x 5 1/2"   |               |                      | *                    | *               | *               |               |              |
|                   | E30806/E30806 | E30806/E30806        | * IP30890            | * IP30890       | * DB30890       | E30806/E30806 | E30806       |
| 2 1/2" x 4 1/2"   |               |                      | *                    | *               | *               |               |              |
|                   | E30804/E30804 | E30804/E30804        | * IP30890            | * IP30890       | * DB30890       | E30804/E30804 | E30804       |
| 2 1/2" x 6"       |               |                      | *                    | *               | *               |               |              |
|                   | E30805/E30805 | E30805/E30805        | * IP30890            | * IP30890       | * DB30890       | E30805/E30805 | E30805       |
| 2 1/2" x 16 7/16" | **            |                      | **                   | †               | †               |               |              |
|                   | E30810/E30810 | E30810/E30810        | ** E30813/E30811     | † E30810/E30811 | † E30812/E30811 | E30810/E30810 | E30810       |
























- These escutcheons may be combined with any lever, knob or ring. See price book and website for options.
- \* Sectional trim not available in mortise lock function.
- \*\*Privacy and Passage Sets with larger escutcheons also available in mortise lock function.
- † Large escutcheon sets shown are available in either a dead bolt or mortise lock function. PLEASE NOTE: E30802 and E30803 are recommended for use with levers or rings only and not for use on doors with 2 1/8" face bore

MULTI-POINT SET COMBINATIONS

|                  |                                  | FUNCTION  |   |  |   |   |   |
|------------------|----------------------------------|---|---|--|---|---|---|
|                  |                                  | LEVER HIGH  |   |  | LEVER LOW   |   |   |
| ESCU TCHEON SIZE | PROFILE CYLINDER<br>2" x 1 1/4"  | ENTRY<br><br>E30868/E30868 | PATIO<br><br>E30865/E30868 | FULL DUMMY<br><br>E30865/E30865 | ENTRY<br><br>N/A           | PATIO<br><br>N/A           | FULL DUMMY<br><br>N/A           |
|                  | AMERICAN CYLINDER<br>2" x 1 1/4" | ENTRY<br><br>E30867/E30866 | PATIO<br><br>E30865/E30866 | FULL DUMMY<br><br>E30865/E30865 | ENTRY<br><br>E30863/E30862 | PATIO<br><br>E30861/E30862 | FULL DUMMY<br><br>E30861/E30861 |

- Multi-Point escutcheons are recommended for use with levers. See price book or website for options.

SLIDING DOOR SET COMBINATIONS

|                  |                    | FUNCTION  |   |   |   |   |   |   |   |  |   |
|------------------|--------------------|---|---|---|---|---|---|---|---|--|---|
|                  |                    | SLIDING DOOR  |   |   |   |   | MULTI-POINT SLIDING DOOR  |   |   | LIFT & SLIDE   |   |
| ESCU TCHEON SIZE | 1 1/4" x 14 11/16" | PATIO<br><br>E30870/E30871  | DUMMY<br><br>E30870/E30870  | ENTRY<br><br>N/A            | PATIO<br><br>N/A            | DUMMY<br><br>N/A            | ENTRY<br><br>N/A            | PATIO<br><br>N/A            | DUMMY<br><br>N/A            | N/A  | N/A   |
|                  | 1 1/4" x 17 11/16" | ENTRY<br><br>E30872/E30873 | PATIO<br><br>E30872/E30872 | ENTRY<br><br>E30876/E30875 | PATIO<br><br>E30874/E30875 | DUMMY<br><br>E30874/E30874 | N/A   | N/A   | N/A   | N/A  | N/A   |
|                  | 2" x 18 7/8"       | ENTRY<br><br>E30880/E30881 | PATIO<br><br>E30880/E30880 | ENTRY<br><br>E30884/E30883 | PATIO<br><br>E30882/E30883 | DUMMY<br><br>E30882/E30882 | N/A   | N/A   | N/A   | N/A  | N/A   |
|                  | 2" x 17"           | N/A   | N/A   | N/A   | N/A   | N/A   | ENTRY<br><br>E30869/E30869 | PATIO<br><br>E30865/E30869 | DUMMY<br><br>E30865/E30865 | ENTRY<br><br>E30865 | LIFT & SLIDE<br><br>FP259/E30865 |

- Sliding Door, Multi-point sliding door and Lift & Slide escutcheons maybe combined with handles. See price book or website for options.
- Rocky Mountain Hardware Sliding Door escutcheons accommodate all major window manufacturers' systems.
- These escutcheons may be combined with any lever, knob, or ring. See price book or website for options.
- \* Sectional trim not available in mortise lock function.
- \*\* Privacy and Passage Sets with larger escutcheons also available in mortise lock function.
- † Large escutcheon sets shown are available in either a dead bolt or mortise lock function.