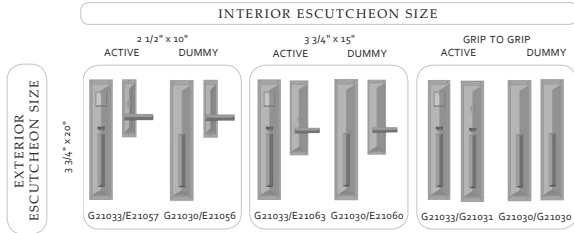


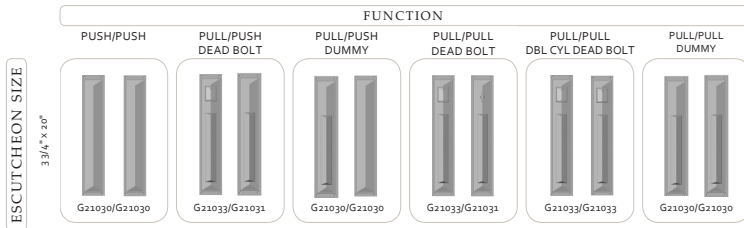
Mack Escutcheon Combinations

THUMBLATCH ENTRY SET COMBINATIONS



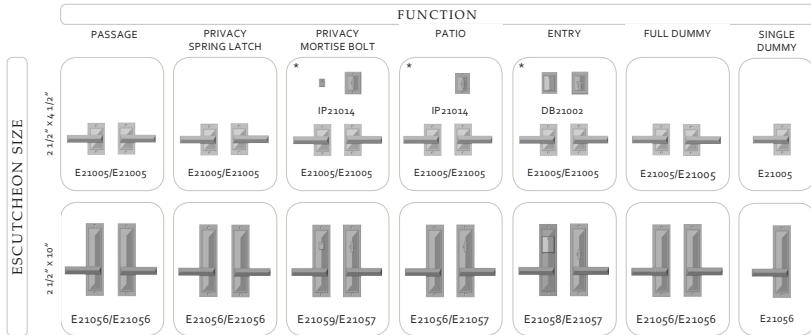
- Handles shown for illustration purposes only.
- Thumblatch sets are available with mortise locks only.

PUSH/PULL SET COMBINATIONS



- Push/Pull escutcheons are available in dummy or single cylinder and double cylinder dead bolt functions.
- Handles shown for illustration purposes only.

LEVER/KNOB, ENTRY, PRIVACY, PATIO, PASSAGE, & DUMMY SET COMBINATIONS



- Handles shown for illustration purposes only.
- PLEASE NOTE: E417 and E418 escutcheons are recommended for use with levers or rings only and not for use on doors with 2 1/8" face bore.
- * Sectional trim not available in mortise lock function.

Mack Escutcheon Combinations

MULTI-POINT SET COMBINATIONS

ESCUTCHEON SIZE		FUNCTION					
		LEVER HIGH			LEVER LOW		
		ENTRY	PATIO	FULL DUMMY	ENTRY	PATIO	FULL DUMMY
PROFILE CYLINDER 3 3/4" x 1 1/2"				NOT AVAILABLE	NOT AVAILABLE	NOT AVAILABLE	
AMERICAN CYLINDER 3 3/4" x 1 1/2"							

- Multi-Point escutcheons are recommended for use with levers only.
- Handles shown for illustration purposes only.

SLIDING DOOR SET COMBINATIONS

ESCUTCHEON SIZE		FUNCTION								
		SLIDING DOOR					MULTI-POINT SLIDING DOOR			LIFT & SLIDE
		PATIO	DUMMY	ENTRY	PATIO	DUMMY	ENTRY	PATIO	DUMMY	
3 3/4" x 1 1/2"	NOT AVAILABLE	NOT AVAILABLE	NOT AVAILABLE	NOT AVAILABLE	NOT AVAILABLE					
3 3/4" x 1 3/8"						NOT AVAILABLE	NOT AVAILABLE	NOT AVAILABLE	NOT AVAILABLE	NOT AVAILABLE

- Rocky Mountain Hardware Sliding Door escutcheons accommodate all major window manufacturers' systems.
- Handles shown for illustration purposes only.